

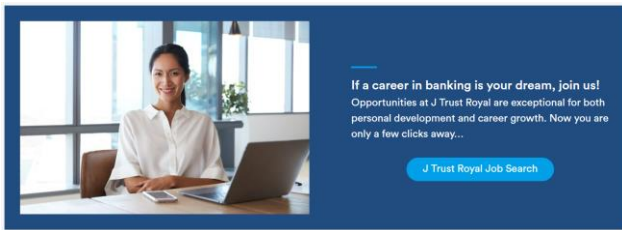
EXTERNAL

QUICK REFERENCE GUIDE EXTERNAL CANDIDATE APPLICATION PROCESS

To apply for a job at J Trust Royal, candidate is requested to complete an online job application. Below is a step by step guide on how to submit your online application.

HOW TO APPLY FOR A ROLE AT J TRUST ROYAL

1. Go to J Trust Royal job page: www.jtrustroyal.com
Careers > How to Apply > J Trust Royal Job Search



2. All open vacancies display, you can:

- Click on position title to preview job description
- Click on 'Apply' to begin your profile setup

No.	Job Title	No. of Positions	Location	Opening Date	Closing Date	Apply Now
1	Search Relationship Manager - Premier Banking	1	Phnom Penh, Cambodia	10 Jan 2022	16 Jan 2022	Apply
2	Assistant Card and Switching System Support Manager	1	Phnom Penh, Cambodia	10 Jan 2022	16 Jan 2022	Apply
3	Senior Core Banking Support Officer	1	Phnom Penh, Cambodia	10 Jan 2022	16 Jan 2022	Apply
4	Senior Card System Officer	1	Phnom Penh, Cambodia	10 Jan 2022	16 Jan 2022	Apply
5	Assistant Digital Channel Systems Manager	1	Phnom Penh, Cambodia	10 Jan 2022	16 Jan 2022	Apply
6	Learning & Development Manager	1	Phnom Penh	04 Jan 2022	16 Jan 2022	Apply
7	Application Integration Engineer	1	Independence Monument Branch	10 Jan 2022	16 Jan 2022	Apply
8	Customer Care Outbound Team Leader	1	Phnom Penh	10 Jan 2022	16 Jan 2022	Apply

3. Once you click on 'Apply', it will link you to the login page where you can:

- Fill login details if you already have account
- 'Sign Up Here' if you don't have one



Email

Password

Forgot password?

Do not have an account? [Sign Up Here](#)

4. Once you click on 'Sign Up Here', you are required to add few basic information as following.



Create account to apply vacancy.

Sok

Dara

dara.sok@gmail.com

012345678

[Login](#)

5. Now your login detail is ready, click 'login' to proceed further.



Email

Password

Forgot password?

Do not have an account? [Sign Up Here](#)

6. Now you are at 'My Profile' page:

- Complete your Professional Information, Education, Work Experience and review the Summary once again > Save Change
- Click on 'Home' to apply for a position

Basic Information

Personal Information

Family Name * Sok

Given Name * Dara

Date of Birth *

National ID/Passport *

Marital Status Select Marital Status

Nationality * Select Nationality

Passport * Select Passport

Gender * Select Gender

Country * Select Country

Religion Select Religion

Race Select Race

Contact Information

Personal Email * dara.sok@gmail.com

Business Email

Personal Phone * 012345678

Business Phone

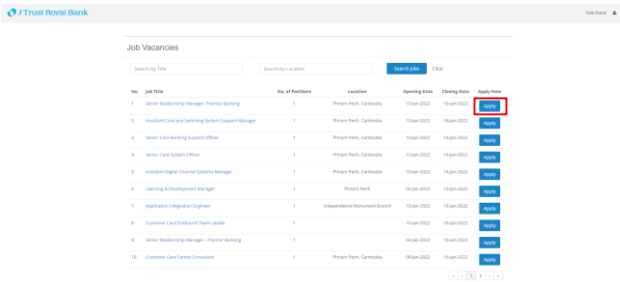
Current Address

Permanent Address

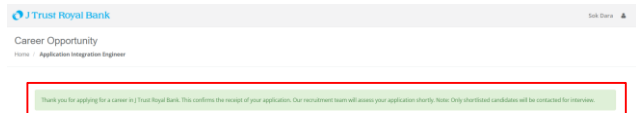
EXTERNAL

QUICK REFERENCE GUIDE EXTERNAL CANDIDATE APPLICATION PROCESS

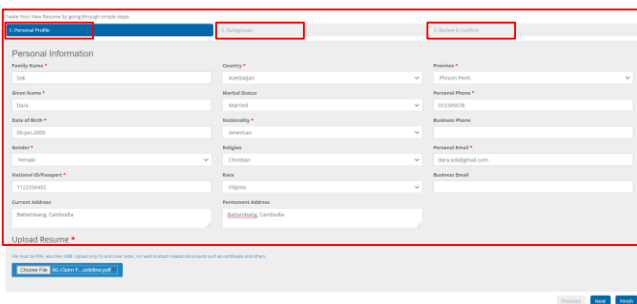
7. All open vacancies display again, now you need to click on 'Apply' to begin your online application



10. Once you click on 'Finish' you will see green dialogue box pop up mention that you application is successfully summited.



8. Review your application details including Personal Information, Backgrounds, and Review & Confirm



9. Don't forget to agree on Terms and Conditions by tick on the box below > Finish

